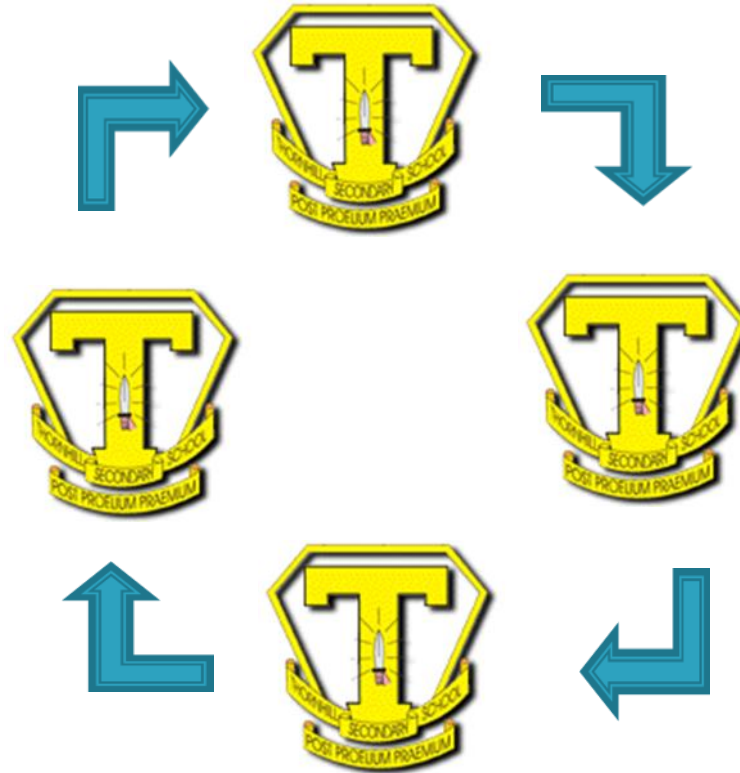


Our Literacy Narrative...



2013 Results
2014 Preparation

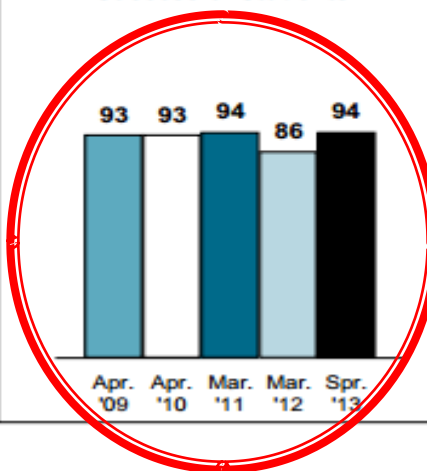
Results for FTE Students 2009-2013



School Results over Time*

	April '09		April '10		March '11		March '12		Spring '13	
<i>All Students</i>	330		344		243		227		263	
Successful (all)	299	91%	303	88%	222	91%	186	82%	235	89%
Not Successful	23	7%	23	7%	13	5%	31	14%	16	6%
Fully Participating	322	98%	326	95%	235	97%	217	96%	251	95%
Absent	3	1%	4	1%	1	<1%	0	0%	0	0%
Deferred	5	2%	14	4%	7	3%	10	4%	12	5%
Fully Participating Successful	299	93%	303	93%	222	94%	186	86%	235	94%

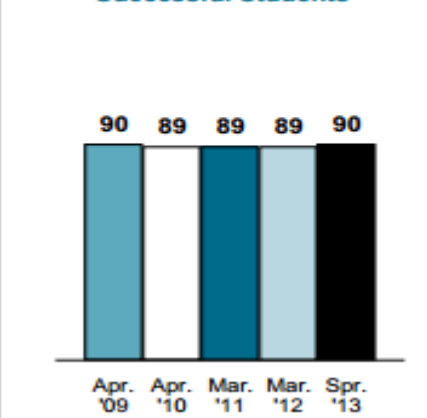
**School Results over Time:
Percentage of Fully Participating
Successful Students**



Board Results over Time*

	April '09		April '10		March '11		March '12		Spring '13	
<i>All Students</i>	8 810		9 213		9 312		9 163		8 985	
Successful (all)	7 664	87%	7 805	85%	7 863	84%	7 674	84%	7 560	84%
Not Successful	848	10%	1 006	11%	990	11%	995	11%	872	10%
Fully Participating	8 512	97%	8 811	96%	8 853	95%	8 669	95%	8 432	94%
Absent	79	1%	97	1%	85	1%	66	1%	66	1%
Deferred	219	2%	305	3%	374	4%	428	5%	487	5%
Fully Participating Successful	7 664	90%	7 805	89%	7 863	89%	7 674	89%	7 560	90%

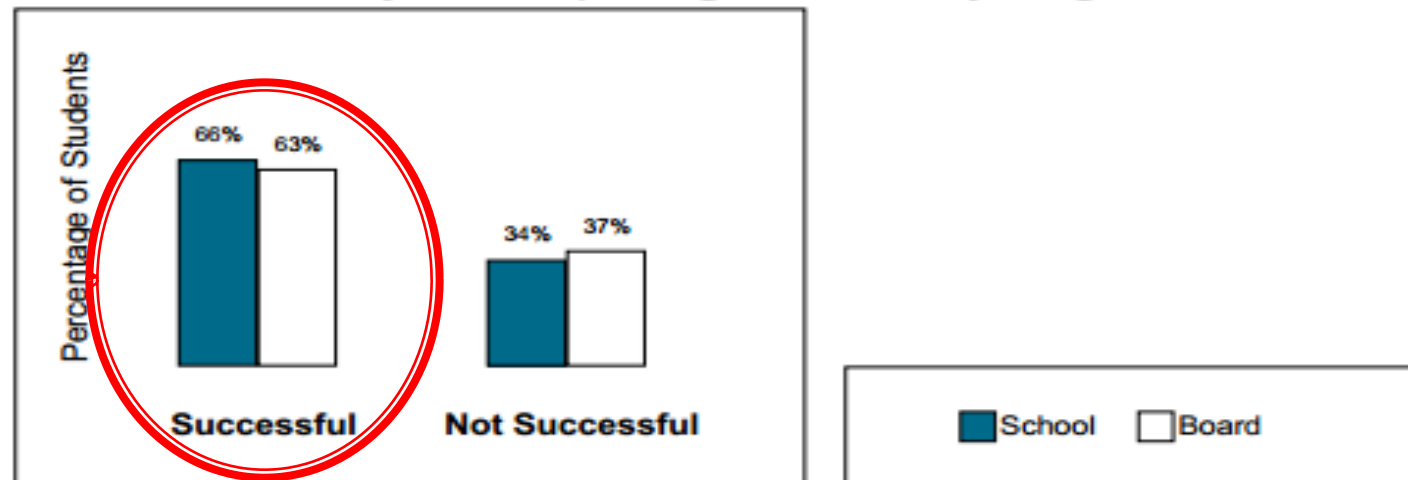
**Board Results over Time:
Percentage of Fully Participating
Successful Students**



Results for PE Students

	Previously Eligible Students				
	All			Fully Participating	
	School # = 108		Board # = 3 136	School # = 71	Board # = 1 549
Successful	47	44%	31%	66%	63%
Not Successful	24	22%	18%	34%	37%
Fully Participating	71	66%	49%		
Absent	3	3%	5%		
Deferred	21	19%	18%		
OSSLC	13	12%	27%		

Results for Fully Participating Previously Eligible Students



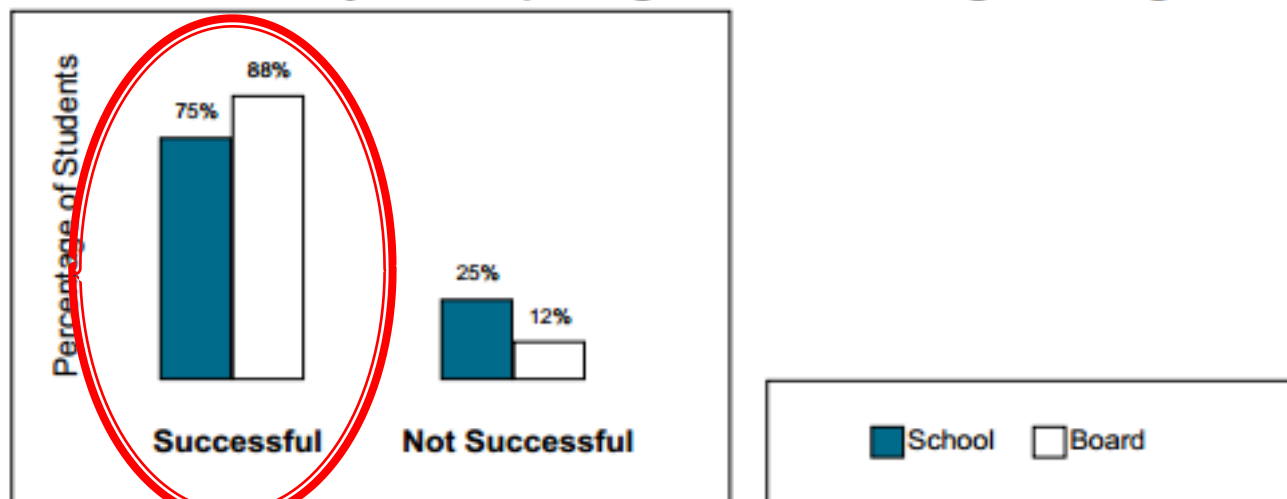
* Percentages in tables and bar graphs may not add up to 100, due to rounding.



Results for FTE Students – ELL

Results for English Language Learners First-Time Eligible Students					
	All			Fully Participating	
	School # = 26		Board # = 875	School # = 20	Board # = 578
Successful	15	58%	58%	75%	88%
Not Successful	5	19%	8%	25%	12%
Fully Participating	20	77%	66%		
Absent	0	0%	<1%		
Deferred	6	23%	33%		

Results for Fully Participating First-Time Eligible English Language Learners



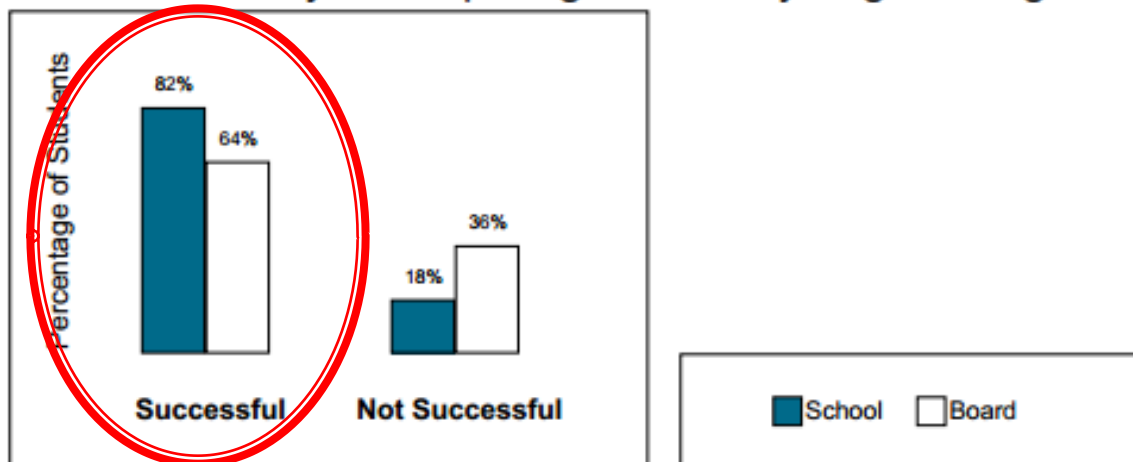
*Percentages in tables and bar graphs may not add up to 100, due to rounding.



Results for PE Students – ELL

Results for English Language Learners Previously Eligible Students					
	All			Fully Participating	
	School # = 67		Board # = 1 284	School # = 39	Board # = 687
Successful	32	48%	34%	82%	64%
Not Successful	7	10%	19%	18%	36%
Fully Participating	39	58%	54%		
Absent	0	0%	2%		
Deferred	21	31%	32%		
OSSLC	7	10%	12%		

Results for Fully Participating Previously Eligible English Language Learners



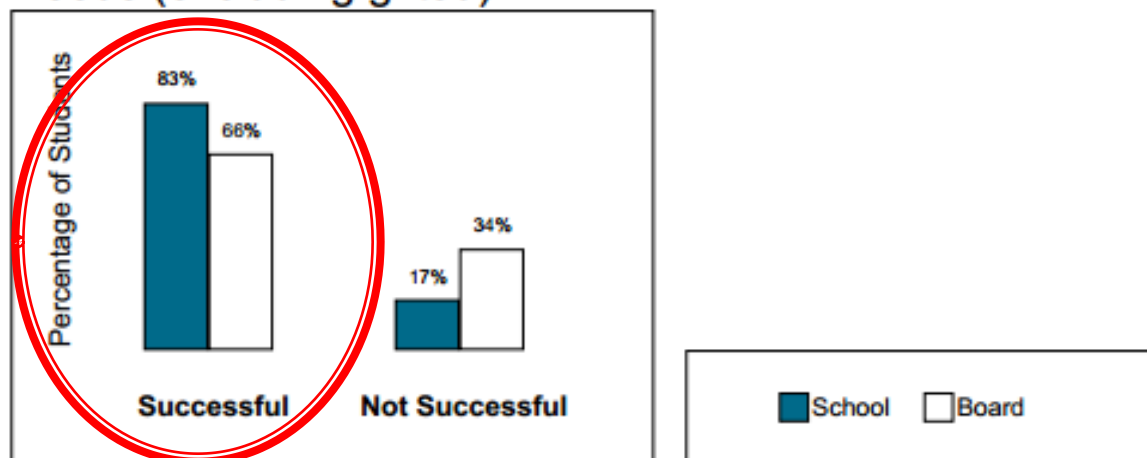
* Percentages in tables and bar graphs may not add up to 100, due to rounding.



Results for FTE Students – Spec. Ed.

Results for Students with Special Education Needs (excluding gifted) First-Time Eligible Students					
	All			Fully Participating	
	School # = 36		Board # = 1 420	School # = 35	Board # = 1 267
Successful	29	81%	59%	83%	66%
Not Successful	6	17%	30%	17%	34%
Fully Participating	35	97%	89%		
Absent	0	0%	1%		
Deferred	1	3%	10%		

Results for Fully Participating First-Time Eligible Students with Special Education Needs (excluding gifted)



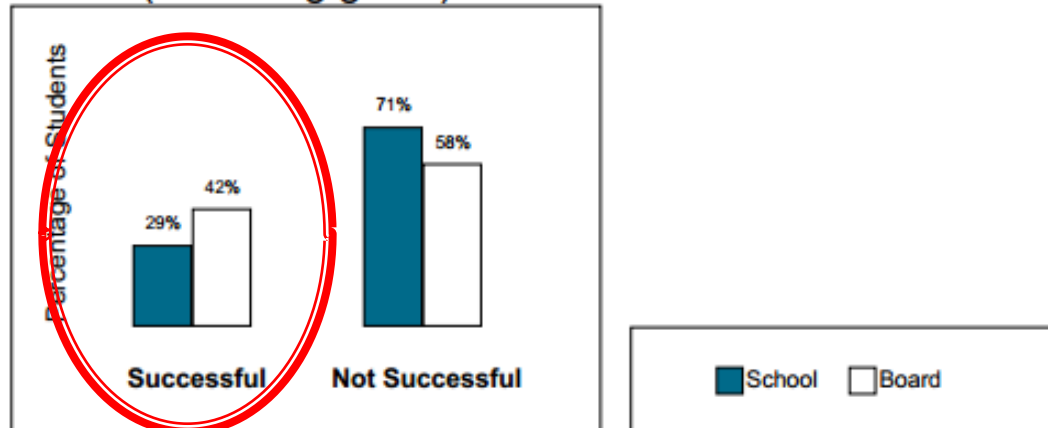
*Percentages in tables and bar graphs may not add up to 100, due to rounding.



Results for PE Students – Spec. Ed.

Results for Students with Special Education Needs (excluding gifted) Previously Eligible Students					
	All			Fully Participating	
	School # = 10		Board # = 852	School # = 7	Board # = 368
Successful	2	20%	18%	29%	42%
Not Successful	5	50%	25%	71%	58%
Fully Participating	7	70%	43%		
Absent	1	10%	5%		
Deferred	0	0%	12%		
OSSLC	2	20%	40%		

Results for Fully Participating Previously Eligible Students with Special Education Needs (excluding gifted)



* Percentages in tables and bar graphs may not add up to 100, due to rounding.



Our literacy story tells us that...

- ▶ our students can:
 - answer multiple choice
 - answer short answers
 - reading graphical texts
- ▶ our students need support with:
 - summarizing
 - inferring
 - making connections





Ontario Secondary School Literacy Test

Thursday, March 27, 2014

OSSLT INFO 2014



- Thursday, March 27, 2014
- Requirement for graduating with the OSSD
- Test is written in the morning
- Results are sent to schools at the end of June
- Tests are scored between 200 and 400

WHAT is the OSSLT?

- The OSSLT is a provincial test of literacy (reading and writing) skills students have achieved by Grade 10.
- Total testing time is 2.5 hours which is divided equally between Booklets #1 & 2 with a 15 minute break between booklets.
- (IEP and ELL students are granted extra time)

Reading Sections:

Informational (225-250 words)

- Paragraph
- News Report

Narrative (225 – 250 words)

- Dialogue
- Real-life narrative

Graphic (less than 150 words)

Types of questions:

- multiple-choice
- open response (6 lines each)

Writing Sections:

Long writing tasks:

- News report (1 page)
- Series of paragraphs expressing an opinion (2 pages)

Two short writing tasks (6 lines each)

Multiple-choice questions

- Developing a main idea with supporting details
- Organizing ideas
- Language conventions

How are we preparing the “literate graduate”

Continue working together to address specific skills:

- summarizing
- inferring
- making connections
- extracting explicit info.
- critical thinking
- problem solving




As a school....



- ▶ Explicit classroom instruction of Reading, Writing and Critical Thinking skills across disciplines
- ▶ Literacy Continuums – focus on the skills which are addressed in each grade/level
- ▶ Literacy Room 138 – additional support, resources
- ▶ Collaboration with the Student Success and Support Teams, ESL Department, Transitions Team, and Administration
- ▶ Professional Development opportunities – at the school and board levels i.e. OCA, DLRT

As a school....

- ▶ After School Literacy program – 2 classes
 - ▶ Literacy “Blitzes” (practice material) in all grade 10 classes
 - ▶ Embedded literacy skill development in Learning Strategy and ELL classes
 - ▶ Specialized literacy classes for previously eligible students throughout the school day
 - ▶ Literacy Show Case at school front door
 - ▶ Staff training for OSSLT preparation and administration
- 

What can parents do to help....

- ▶ Track your child's progress
- ▶ Assist with homework and organization
- ▶ Encourage the use of an agenda/organizer
- ▶ Talk to your child about topics they are reading and discuss the main ideas
- ▶ Examine a wide variety of "texts" (words, images, different mediums)
- ▶ Communicate with your child and your teachers about their learning



For more information....

- ▶ Visit [EQAO | OQRE](#)
Click on the Parent link and then scroll down to the OSSLT link (past practice material)
- ▶ Visit the **TSS website** – the literacy link has many resources, tips and links for reading, writing and the OSSLT
- ▶ Contact **Martha Bazos**, Literacy Teacher and ESL Department Head and/or **TSS Administration**

